



- | CODED NOTE LEGEND | |
|-------------------|---|
| ① | ALIGN FINISH FACE OF WALLS. |
| ② | COORDINATE BLOCKING FOR GRAB BARS AND OTHER ACCESSORIES WITH TUB/SHOWER MFR |
| ③ | PROVIDE BLOCKING, POWER, & DATA FOR OFOI TV & MOUNTING BRACKET. CONFIRM LOCATION WITH OWNER. SEE SHEET A930 |
| ④ | COORDINATE FRAMING DIMENSIONS WITH SHOWER UNIT MFR |

- | RATED WALL LEGEND | |
|---|-------------------------------------|
|  | 1 HOUR FIRE RATED PARTITION TO DECK |
|  | 2 HOUR FIRE RATED PARTITION TO DECK |

- | KEYNOTE LEGEND | | |
|-----------------------|---------|---------------------|
| KEY VALUE | | KEYNOTE TEXT |
| VALUE 1 | VALUE 2 | |

KEY VALUE	KEYNOTE TEXT
11 31 00.A7	RANGE HOOD
12 36 00.A3	QUARTZ COMPOSITION COUNTERTOP

RCP GENERAL NOTES

1. PAINT DESIGNATED FOR EXPOSED OVERHEAD STRUCTURE IS TO INCLUDE ALL EXPOSED COMPONENTS INCLUDING (BUT NOT EXCLUSIVE TO) DECKING, STRUCTURAL MEMBERS, TRUSSES, BRACINGS, LATHING, BRICKWORK, CONCRETE, AND PROTECTION SYSTEMS (INCLUDING SPRINKLER HEADS), AND ALL OTHER MISCELLANEOUS BUILDING SYSTEMS (EXCLUDING ROOFING). EACH OF THE AFFORSAID CATEGORIES IS TO INCLUDE ANY FINISHED SURFACES SUPPORTING SUCH SYSTEMS.
2. ALL FIXTURES SHOWN TO INDICATE PROPOSED FIXTURES & GENERAL DESIGN INTENT FINISHED CEILING HEIGHTS ARE MARKED FROM TOP OF FINISH FLOOR (UNLESS NOTED OTHERWISE).
3. COORDINATE LOCATION OF FIXTURES WITH MECHANICAL, ELECTRICAL, PLUMBING, FIRE SUPPRESSION AND TECHNOLOGY DRAWINGS, ANY CONFLICT BETWEEN THESE, NOTIFY ARCHITECT IMMEDIATELY TO RESOLVE.
4. TYPE OF BULKHEADS ARE TO ALIGN WITH TYPE OF ADJACENT WALLS TO WHICH THEY ARE PARTIAL OR FULLY ATTACHED.
5. ALL OLYMPIAN BOARD SOFFITS & CULINETS TO BE PAINTED PLANT CEILING WHITE (UNLESS NOTED OTHERWISE).
6. ALL INTERIORS TO HAVE FLOOR SURFACES TO BE PAINTED WITH A SATIN FINISH.
7. PAINT OUTDOOR INTERIOR GRILLS BLACK.
8. ALL INTERIOR GRILLS CENTRAL TO BE PAINTED WHITE.
9. WHERE EXITS OCCUR ABOVE A DOOR OR PACE OF DOORS, CENTER SIGN ON DOOR OR ABOVE DOOR.
10. ALL CEILING DEVICES TO BE CENTERED IN THE U.N.O.

- ### CODED NOTE LEGEND

- 1 ALIGN FINISHES
- 2 OPEN TO ABOVE
- 3 PAINT EXPOSED CEILINGS & BULKHEADS ABOVE WOOD CEILING SYSTEM. SEE FINISH SCHEDULE FOR COLOR.
- 4 REFER TO SHEET G003 FOR RATED STRUCTURE ENCLOSURE, INTUMESCENT PAINT AND SPRAYED-ON FIREPROOFING LOCATIONS.

- ### RCP LEGEND

- AC1 ACOUSTIC CEILING TYPE 1: 2x2' LAY-IN CEILING
- AC2 SUSPENDED ACOUSTIC CLOUD CEILINGS COLOR 1
- AC3 SUSPENDED ACOUSTIC CLOUD CEILINGS COLOR 2
- E1 EXPOSED STRUCTURE ABOVE
- G1 GYPSUM BOARD CEILING OR SOFFIT
- W01 WOOD SLAT CEILING SYSTEM
- 2x2 FLUORESCENT LIGHT FIXTURE
(SHADING DENOTES EMERGENCY FIXTURE)
- 2x4 FLUORESCENT LIGHT FIXTURE
(SHADING DENOTES EMERGENCY FIXTURE)
- 1x4 FLUORESCENT LIGHT FIXTURE
(SHADING DENOTES EMERGENCY FIXTURE)
- 1x8 FLUORESCENT LIGHT FIXTURE
(SHADING DENOTES EMERGENCY FIXTURE)
- RECESSED CAN LIGHT
- SURFACE MOUNTED LIGHT
- LINEAR COVE LIGHT
- EXIT LIGHT WITH DIRECTIONAL ARROW
- EXIT LIGHT
- SUPPLY DIFFUSER
- LINEAR DIFFUSER
- EXHAUST/RETURN GRILLE
- SPEAKER
- CEILING TAG WITH HEIGHT

NOTE: COORDINATE ARCHITECTURAL REFLECTED CEILING PLANS WITH THE MECHANICAL AND ELECTRICAL DRAWINGS FOR NUMBER OF, AND LOCATIONS, OF, AND TYPES OF FIXTURES AND GRILLES. NOT ALL ITEMS SHOWN ON LEGEND MAY BE PRESENT IN PROJECT.

#	DATE	CHANGE DESCRIPTION
1	02/14/2020	ADDENDUM #1



NEW RESIDENCE HALL
KENTON DRIVE & CARROLL DRIVE
HIGHLAND HEIGHTS, KY 41099
FOR
**NORTHERN KENTUCKY
UNIVERSITY**

434 MADISON AVENUE
COVINGTON, KY 41011


PHONE: (859) 957-1277
FAX: (859) 957-1280



269 W Main St.
Suite 500
Lexington, KY 40507 USA
877-929-1400
www.lordaeckesargent.com

DRAWING TITLE:

COMMON AREA KITCHEN



JANUARY 30, 2021

DRAWN BY: Author	CHECKED BY: Checker
------------------	---------------------

#18237

A811

BID & PERMIT SUBMITTAL